Fall Show 3 - patterns

Hidden Haven Saddle Club · Saturday, November 14, 2026 · Judge: Judge Judy

Classes 6, 7, 8: Showmanship Western & English (S-WT-48) ..... page 2
Classes 24, 25, 26: Western WJ Horsemanship (WH-WT-105) ..... page 3
Classes 27, 28, 29: Western WJL Horsemanship (WH-1-105) ..... page 4
Classes 34, 35: Ranch Riding WJ (RR-6) ..... page 5
Classes 36, 37: Ranch Riding WJL (RR-6) ..... page 6
Classes 55, 56, 57: English WT Equitation (HSE-WT-36) ..... page 7
Classes 58, 59, 60: English WTC Equitation (HSE-1-36) ..... page 8

Fall Finale Horse Show

Showmanship Western & English (ALL)

Show Date: 11-14-2026

www.HorseShowPatterns.com

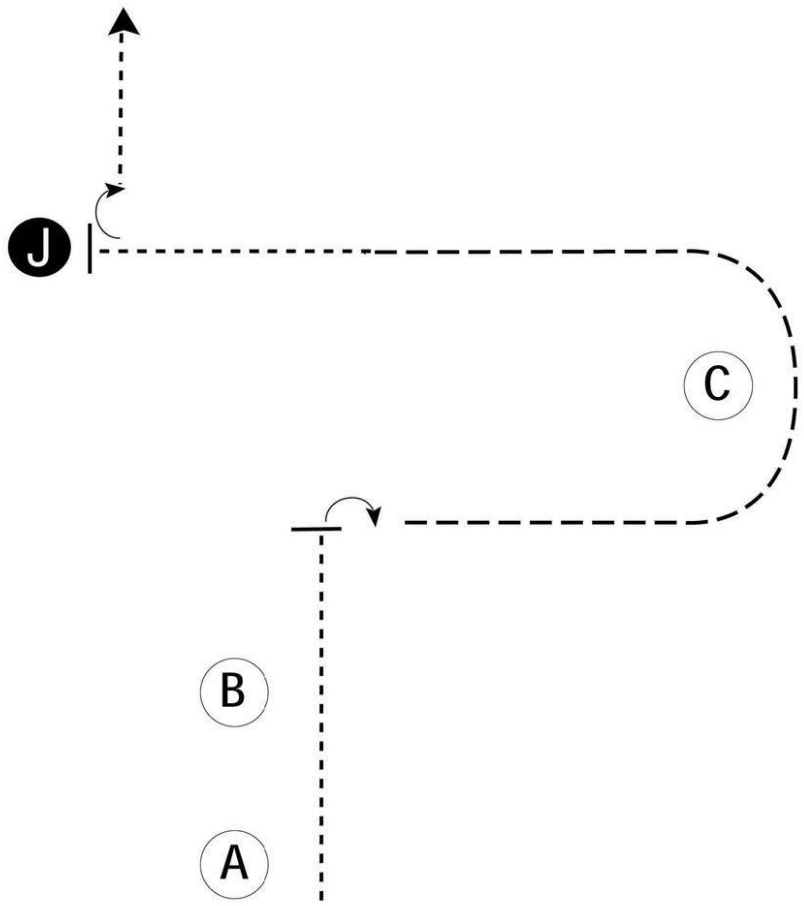

Be ready at A.

1. Walk approximately one horse length past B.
2. Stop and perform a 90 degree turn.
3. Trot around C and toward judge.
4. When halfway to judge, break to a walk.
5. Walk to judge. Stop and set up for inspection.
6. When dismissed, perform a 90 degree turn.
7. Walk straight away from judge.

Follow the instructions of your ring steward.

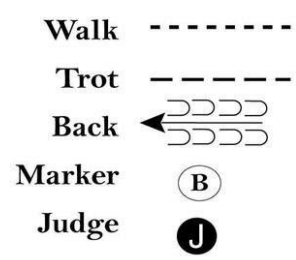

www.HorseShowPatterns.com

[S/WT-48]

Pattern Provided by:

N. Loitz

?2026 HorseShowPatterns.com. All Rights Reserved.

Fall Finale Horse Show

Western WJ Horsemanship (ALL)

Show Date: 11-14-2026

www.HorseShowPatterns.com

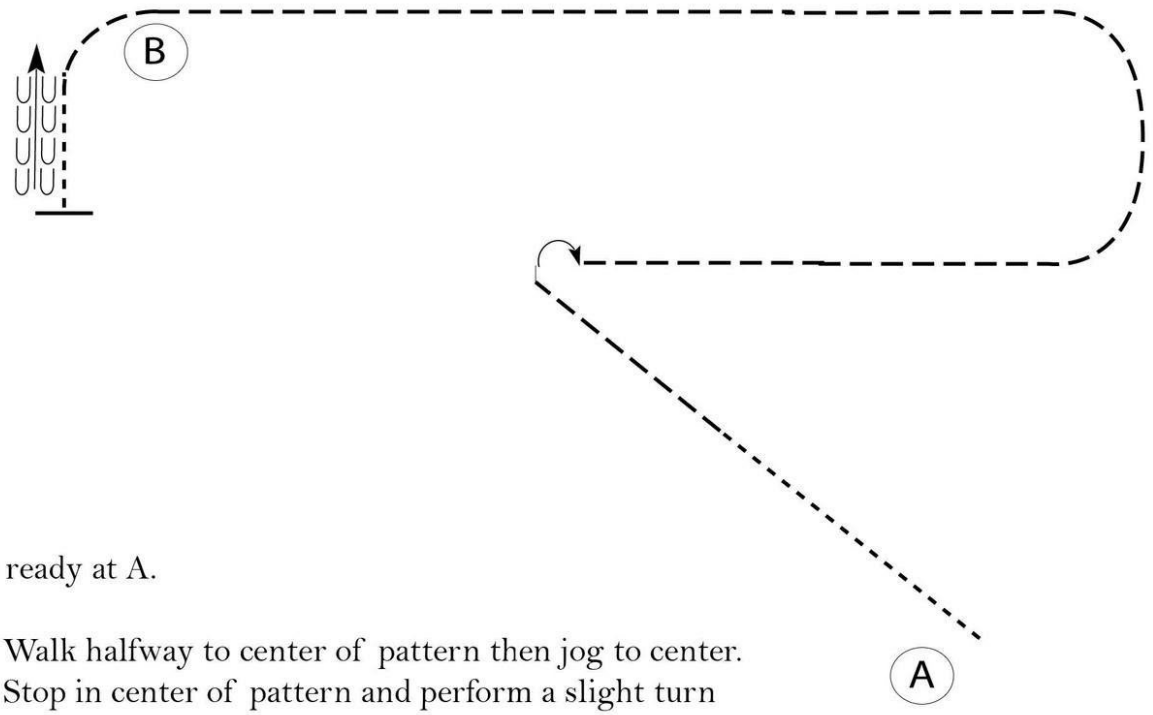

Be ready at A.

1. Walk halfway to center of pattern then jog to center.
2. Stop in center of pattern and perform a slight turn right.
3. Jog in a half circle towards B as shown.
4. Jog around B.
5. Break to the walk and walk one horse length.
6. Stop and back approximately one horse length.
7. Exit at a walk or jog.

Follow the instructions of your ring steward.

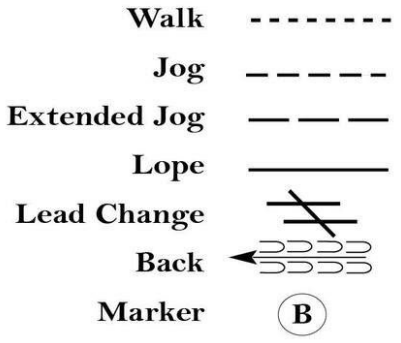

www.HorseShowPatterns.com

[WH/WT-105]

Pattern Provided by:

N. Loitz

?2026 HorseShowPatterns.com. All Rights Reserved.

Fall Finale Horse Show

Western WJL Horsemanship (ALL)

Show Date: 11-14-2026

www.HorseShowPatterns.com

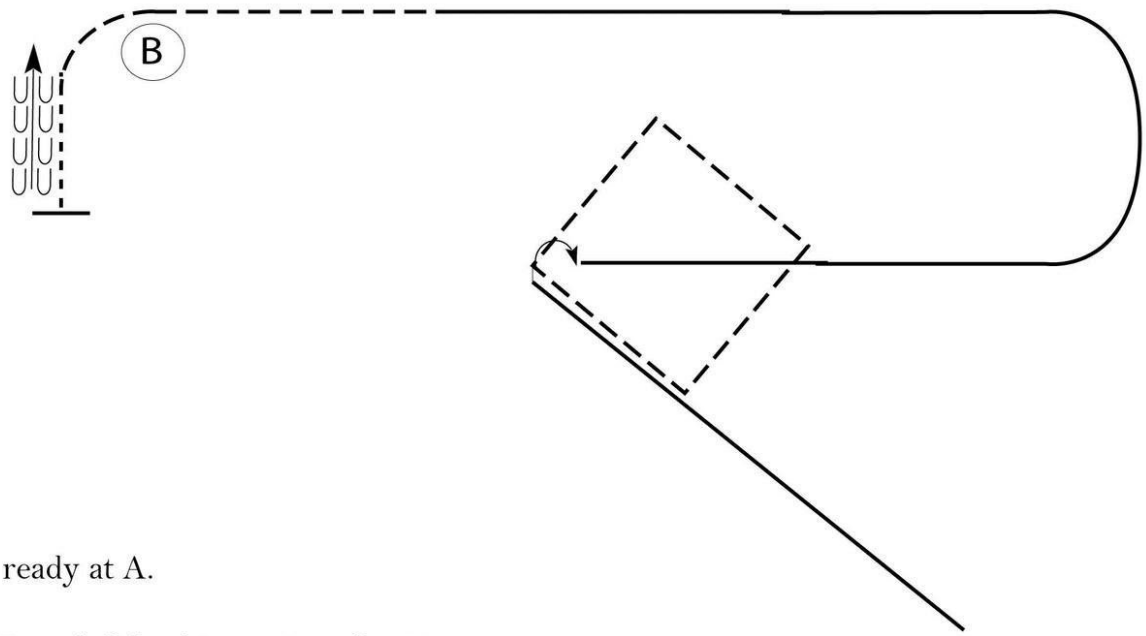

Be ready at A.

1. Lope left lead to center of pattern.
2. Break to a jog in a square as shown.
3. Stop in center of pattern and perform a slight turn right.
4. Lope on the left lead towards B as shown.
5. Break to the jog when 20 feet from B. Jog around B.
6. Break to the walk and walk one horse length.
7. Stop and back approximately one horse length.
8. Exit at a walk or jog.

Follow the instructions of your ring steward.

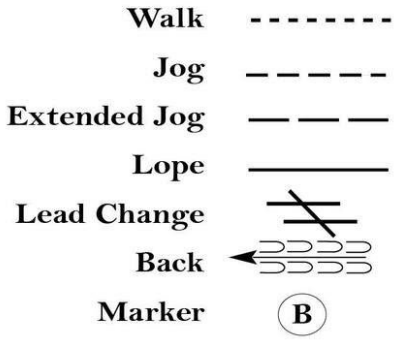

www.HorseShowPatterns.com

[WH/1-105]

Pattern Provided by:

N. Loitz

?2026 HorseShowPatterns.com. All Rights Reserved.

Fall Finale Horse Show

Ranch Riding WJ (ALL)

Show Date: 11-14-2026



1. Walk
2. Jog
3. Stop, do a 1 1/4 turn to the right
4. Walk one horses length then trot
5. Extend trot at half circle , change diagonal continue to trot
6. Collect trot for upper part of the circle, extend trot
7. Stop turn 1 1/4 turn to the right
8. Extend trot to poles
9. Trot over poles
10. Extended Trot

Walk
Jog
Extended Jog
Lope
Lead Change
Back
Marker B

www.HorseShowPatterns.com

www.HorseShowPatterns.com

[RR/6]

Pattern Provided by:

N. Loitz

©2026 HorseShowPatterns.com. All Rights Reserved.

Fall Finale Horse Show

Ranch Riding WJL (ALL)

Show Date: 11-14-2026

www.HorseShowPatterns.com

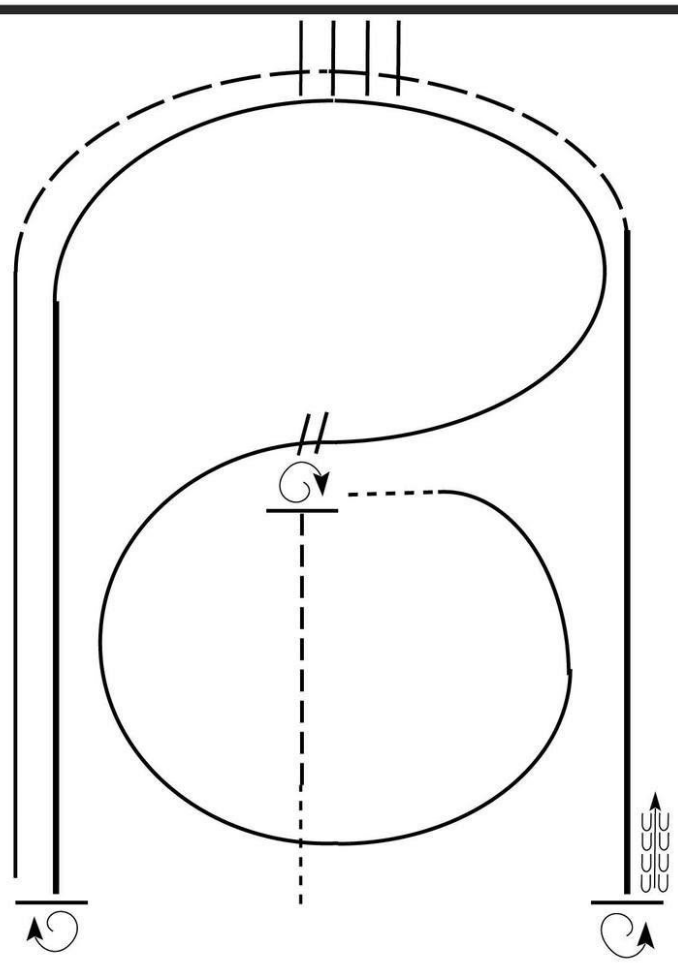

1. Walk
2. Jog
3. Stop, do a 1 1/4 turn to the right
4. Walk. Then, lope small circle on the right lead
5. Change leads, (simple or flying) lope left lead around end of the arena
6. Extend the lope on the left lead
7. Stop, do a 2 1/2 turns right
8. Lope straight on the right lead
9. Extend the jog around end of the arena across poles/logs
10. Extend the lope on right lead
11. Stop, do 2 turns left
12. Back

Walk

Jog

Extended Jog

Lope

Lead Change

Back

Marker B

www.HorseShowPatterns.com

[RR/6]

Pattern Provided by:

N. Loitz

?2026 HorseShowPatterns.com. All Rights Reserved.

Fall Finale Horse Show

English WT EQ (ALL)

Show Date: 11-14-2026

www.HorseShowPatterns.com

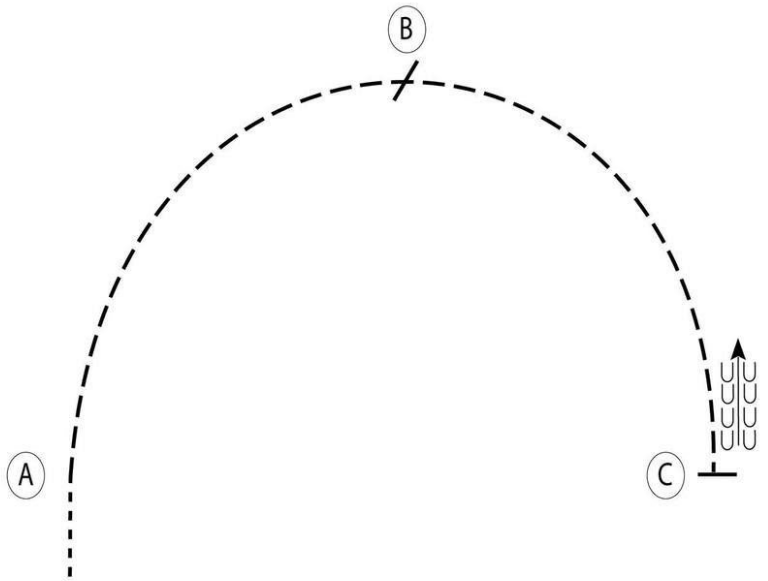

Be ready before A.

1. Walk to A.
2. Trot on the left diagonal from A towards B.
3. At B, change diagonals and continue to C.
4. Stop at C and back approximately one horse length.

Follow the instructions of your ring steward.

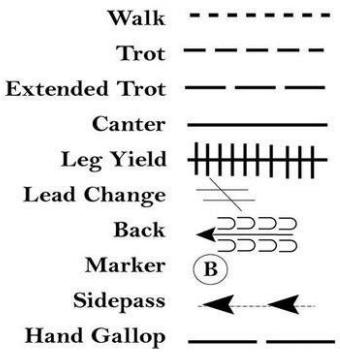

www.HorseShowPatterns.com

[HSE/WT-36]

Pattern Provided by:

N. Loitz

?2026 HorseShowPatterns.com. All Rights Reserved.

Fall Finale Horse Show

English WTC EQ

Show Date: 11-14-2026

www.HorseShowPatterns.com

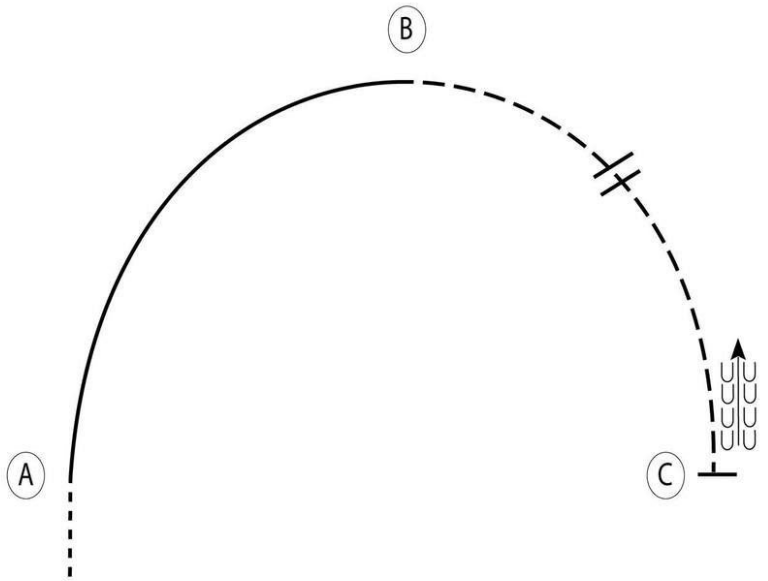

Be ready before A.

1. Walk to A.
2. Canter on the right lead from A towards B.
3. Break to a posting trot at B.
4. At B, posting trot on the left diagonal towards C.
5. When halfway to C, change diagonals and continue to C.
6. At C stop and back approximately one horse length.

Follow the instructions of your ring steward.

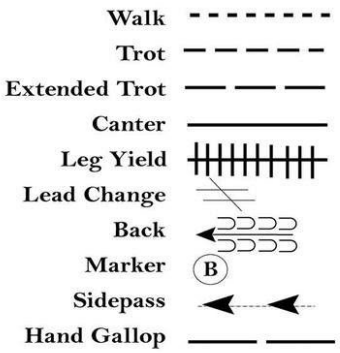

www.HorseShowPatterns.com

[HSE/1-36]

Pattern Provided by:

N. Loitz

?2026 HorseShowPatterns.com. All Rights Reserved.